





September 2025

SUN	MON	TUE	WED	THU	FRI	SAT
	1 Labor Day Office Closed	2 Bible Study @ 1 PM	3 • Church @ 10:30 AM	4	5	6
7 • Church 8:00 AM & 9:30 AM • • Firelight @ 5 PM  • Healing Prayer • Welcome Back Sunday • Blessing of Choir/musicians	8	9 Bible Study @ 1 PM	10 • Church @ 10:30 AM	11	12 Bingo @ 7 PM	13
14 • Church 8:00 AM & 9:30 AM Sunday School @ 9:30 AM • Firelight @ 5 PM 	15 Episcopal Church class @ 1:30 Parish Hall	16 Bible Study @ 1 PM	17 • Church @ 10:30 AM Vestry 1 PM	18	19 Bingo @ 7 PM	20
21 • Church 8:00 AM & 9:30 AM Sunday School @ 9:30 AM • Firelight @ 5 PM 	22	23 Bible Study @ 1 PM	24 • Church @ 10:30 AM Community Dinner	25	26 Bingo @ 7 PM	27
28 • Church 8:00 AM & 9:30 AM Sunday School @ 9:30 AM • Firelight @ 5 PM 	29	30 Bible Study @ 1 PM				

- To get started right away, click any placeholder text, and start typing to replace it with your own.
- Want to insert a picture from your files or add a shape?
- On the Insert tab of the ribbon, just click the option you need.
- Use styles to easily format your Word documents in no time. For example, this text uses the Events style.
- View and edit this document in Word on your computer, tablet, or phone.
- You can edit and seamlessly save the document to the cloud from Word.

Month 20XX

SUN	MON	TUE	WED	THU	FRI	SAT

To get started right away, click any placeholder text, and start typing to replace it with your own.

Want to insert a picture from your files or add a shape?

On the Insert tab of the ribbon, just click the option you need.

Use styles to easily format your Word documents in no time. For example, this text uses the Events style.

View and edit this document in Word on your computer, tablet, or phone.

You can edit and seamlessly save the document to the cloud from Word.

Month 20XX

SUN	MON	TUE	WED	THU	FRI	SAT

To get started right away, click any placeholder text, and start typing to replace it with your own.

Want to insert a picture from your files or add a shape?

On the Insert tab of the ribbon, just click the option you need.

Use styles to easily format your Word documents in no time. For example, this text uses the Events style.

View and edit this document in Word on your computer, tablet, or phone.

You can edit and seamlessly save the document to the cloud from Word.